

香港醫學博物館 HONG KONG MUSEUM OF MEDICAL SCIENCES

A Project of the Hong Kong Museum of Medical Sciences Society

PATRON

Professor Rosie YOUNG, GBS, JP

VICE-PATRON

Mr Simon C.Y. TO

HON. ADVISERS

Dr Constance H.Y. CHAN, JP
Dr David FANG, SBS, MBE, JP
Dr KO Wing Man, BBS, JP
Dr LEONG Che Hung, GBM, GBS, JP
Professor John C.Y. LEONG, SBS, JP
Dr Donald K.T. LI, SBS, JP
Professor Peter William MATHIESON
Professor Joseph J.Y. SUNG, SBS, JP
Dr Joseph S.P. TING
Professor James C.Y. WATT

BOARD OF DIRECTORS**EXECUTIVE COMMITTEE**

Dr YU Yuk Ling (Chairman)
Mr CHOONG Yin Lee (Vice-Chairman)
Dr Roland C.C. LEUNG (Vice-Chairman)
Professor Edwin C.L. YU (Vice-Chairman)
Dr Raymond S.W. MA, MH
(Hon. Secretary)
Dr NG Wing Fung (Hon. Treasurer)
Dr Jane C.K. CHAN
Mr David KO

Dr Pamela M.K. LEUNG

DIRECTORS

Dr AU YEUNG Cheuk Lun
Dr Albert Y.W. CHAN
Dr Paul N.M. CHENG
Dr Daniel C.S. CHIU
Professor Faith C.S. HO
Dr Laurence L.T. HOU
Professor LAU Chu Pak
Professor Raymond H.S. LIANG
Dr LUK Wei Kwang
Ms June W.M. LUI
Ms Mandy H.W. MA
Mrs Alice MAIER
Dr Rose H.L. MAK
Dr MAK Wai Ping
Dr TSO Shiu Chiu
Dr WONG Tai Wai
Dr Betty W.Y. YOUNG

HON. LEGAL ADVISERS

Dr Moses M.C. CHENG, GBS, OBE, JP
Mr Alfred K.C. FUNG
Dr Vitus W.H. LEUNG, JP

HON. FINANCIAL ADVISERS

Professor Patrick L.T. WONG, BBS, JP
Mr Edwin YEUNG, MH

HON. AUDITOR

Vincent Kwok & Co.

14 June, 2016

Immediate Press Release

New “Human Body” Exhibition with world premiere 3D Medical Visualisation For viewing at the Hong Kong Museum of Medical Sciences till Sept 2016

Our bodies are incredibly complex machines which run 24 hours non-stop. Have you ever wondered how our bodies work? Presented by the Hong Kong Museum of Medical Sciences (HKMMS), the new “Human Body” exhibition is organized by the HKMMS curatorial group with medical professionals to unveil the secrets of our amazing human body through interesting exhibits. The exhibition runs from today till September 15 at the HKMMS.

Anatomical dissections of human bodies (大體老師) are used in medical studies and for the first time Hong Kong audience can see 3D medical visualization using real human datasets derived from the most advanced medical imaging technologies such as CT & MRI scanning. Dr K.H. Fung has created unique artistic 3D visualization of these datasets with both still and motion imageries using specially developed 3D computer rendering algorithms. There are various technologies, such as the “Visible Human”, 3D printed models of different organs, and 3D-MRI/CT scans of body images made by radiologists. All these technologies enable multiple perspectives to study and view the human body.

One of the highlights of the exhibition is the presentation of state-of-the-art stereoscopic 3D technology on 4K ultrahigh definition TV. Through this, we can explore the human body in 3D and be amazed by the detailed structures. The public can view specimens of real human organs generously on loan from the University of Hong Kong Body Donation Programme, and also learn about the brain, muscle movement and vision system through well-illustrated panels, interactive games, and models. For further information regarding the exhibition and opening hours of the museum, please visit the museum website: www.hkmms.org.hk.

Pictures with illustration: (please visit

<http://www.dropbox.com/sh/f66d1g36zzzahrj/AAAgFrSnMoCEI07xM3UtUzgUa?dl=0>

香港醫學博物館

HONG KONG MUSEUM OF MEDICAL SCIENCES

A Project of the Hong Kong Museum of Medical Sciences Society

to download high resolution photos.)

PATRON

Professor Rosie YOUNG, GBS, JP

VICE-PATRON

Mr Simon C.Y. TO

HON. ADVISERS

Dr Constance H.Y. CHAN, JP
Dr David FANG, SBS, MBE, JP
Dr KO Wing Man, BBS, JP
Dr LEONG Che Hung, GBM, GBS, JP
Professor John C.Y. LEONG, SBS, JP
Dr Donald K.T. LI, SBS, JP
Professor Peter William MATHIESON
Professor Joseph J.Y. SUNG, SBS, JP
Dr Joseph S.P. TING
Professor James C.Y. WATT

BOARD OF DIRECTORS

EXECUTIVE COMMITTEE

Dr YU Yuk Ling (Chairman)
Mr CHOONG Yin Lee (Vice-Chairman)
Dr Roland C.C. LEUNG (Vice-Chairman)
Professor Edwin C.L. YU (Vice-Chairman)
Dr Raymond S.W. MA, MH
(Hon. Secretary)
Dr NG Wing Fung (Hon. Treasurer)
Dr Jane C.K. CHAN
Mr David KO

Dr Pamela M.K. LEUNG

DIRECTORS

Dr AU YEUNG Cheuk Lun
Dr Albert Y.W. CHAN
Dr Paul N.M. CHENG
Dr Daniel C.S. CHIU
Professor Faith C.S. HO
Dr Laurence L.T. HOU
Professor LAU Chu Pak
Professor Raymond H.S. LIANG
Dr LUK Wei Kwang
Ms June W.M. LUI
Ms Mandy H.W. MA
Mrs Alice MAIER
Dr Rose H.L. MAK
Dr MAK Wai Ping
Dr TSO Shiu Chiu
Dr WONG Tai Wai
Dr Betty W.Y. YOUNG

HON. LEGAL ADVISERS

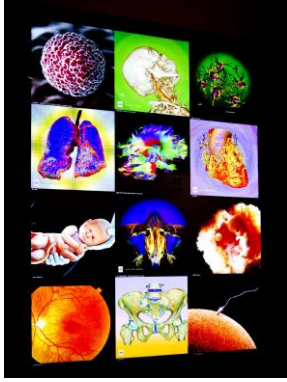

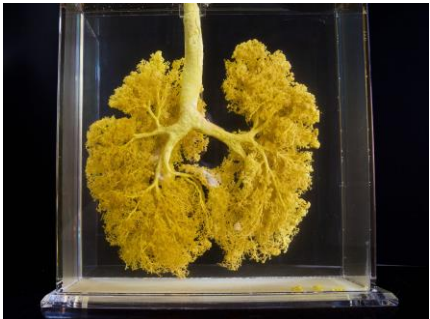

Dr Moses M.C. CHENG, GBS, OBE, JP
Mr Alfred K.C. FUNG
Dr Vitus W.H. LEUNG, JP

HON. FINANCIAL ADVISERS

Professor Patrick L.T. WONG, BBS, JP
Mr Edwin YEUNG, MH

HON. AUDITOR

Vincent Kwok & Co.

	<p>1. Through Imaging technology, large lightbox displays internal organs. Part of the photos are taken by radiologist Dr Fung Kai Hung. Dr Fung invented world premiere RAINBOW technique to capture and create new images and won numerous key awards for combining arts and science.</p>
	<p>2. “How Life Begins” is a short animation on the development of a single cell zygote into a foetus. It includes images of 4D ultrasonic scan of the foetus.</p>
	<p>3. A specimen of the human lung, generously loaned by the University of Hong Kong Body Donation Programme for this exhibition.</p>
	<p>4. This is 3D printed skull model with a MRI image created by Dr Carrison Tong and Dr K.H. Fung.</p>

香港醫學博物館

HONG KONG MUSEUM OF MEDICAL SCIENCES

A Project of the Hong Kong Museum of Medical Sciences Society

PATRON

Professor Rosie YOUNG, GBS, JP

VICE-PATRON

Mr Simon C.Y. TO

HON. ADVISERS

Dr Constance H.Y. CHAN, JP
Dr David FANG, SBS, MBE, JP
Dr KO Wing Man, BBS, JP
Dr LEONG Che Hung, GBM, GBS, JP
Professor John C.Y. LEONG, SBS, JP
Dr Donald K.T. LI, SBS, JP
Professor Peter William MATHIESON
Professor Joseph J.Y. SUNG, SBS, JP
Dr Joseph S.P. TING
Professor James C.Y. WATT

BOARD OF DIRECTORS

EXECUTIVE COMMITTEE

Dr YU Yuk Ling (Chairman)
Mr CHOONG Yin Lee (Vice-Chairman)
Dr Roland C.C. LEUNG (Vice-Chairman)
Professor Edwin C.L. YU (Vice-Chairman)
Dr Raymond S.W. MA, MH
(Hon. Secretary)
Dr NG Wing Fung (Hon. Treasurer)
Dr Jane C.K. CHAN
Mr David KO

Dr Pamela M.K. LEUNG

DIRECTORS

Dr AU YEUNG Cheuk Lun
Dr Albert Y.W. CHAN
Dr Paul N.M. CHENG
Dr Daniel C.S. CHIU
Professor Faith C.S. HO
Dr Laurence L.T. HOU
Professor LAU Chu Pak
Professor Raymond H.S. LIANG
Dr LUK Wei Kwang
Ms June W.M. LUI
Ms Mandy H.W. MA
Mrs Alice MAIER
Dr Rose H.L. MAK
Dr MAK Wai Ping
Dr TSO Shiu Chiu
Dr WONG Tai Wai
Dr Betty W.Y. YOUNG

HON. LEGAL ADVISERS

Dr Moses M.C. CHENG, GBS, OBE, JP
Mr Alfred K.C. FUNG
Dr Vitus W.H. LEUNG, JP

HON. FINANCIAL ADVISERS

Professor Patrick L.T. WONG, BBS, JP
Mr Edwin YEUNG, MH

HON. AUDITOR

Vincent Kwok & Co.



5. The interactive “Visible Human”, showing a section of the Visible Human Project, a long term project established by the United States National Library of Medicine in 1986. Through compilation of anatomical data, Visible Human Project can show fine details of human muscles, bones and internal organs.



6. Visitors can put on 3D glasses to enjoy the virtual journey into the human body featuring artistic images of internal organs on a 4K HD screen. The imageries are based on CT scans and recreated by computer to look like endoscopic images. Visitors can feel the internal organs wiggling when going through the digestive system.

(完)

Press Enquiries

Assistant Curator, Public Relations Amelia Chiang

Tel : 2549 5123, 9278 9031

Email : chiangsk@hkmms.org.hk

Exhibition Info	Hong Kong Museum of Medical Sciences Creating New Experience – “Human Body” Exhibition Exhibition date: from now on, until mid-September
Opening Hour	Tue - Sat 10 am – 5 pm Sundays & Public Holidays 1 – 5 pm Closed on Mondays
Admission	Adult \$20 Full time student, Senior Citizen & Disabilities \$10 Family package \$50 (2 Adults & 3 Children)



Recipient of Award of
Merit, Heritage
Preservation and
Conservation Awards
2004

香港醫學博物館 HONG KONG MUSEUM OF MEDICAL SCIENCES

A Project of the Hong Kong Museum of Medical Sciences Society

Address	2 Caine Lane, Mid-Levels, Sheung Wan Tel : 2549 5123 Website : www.hkmms.org.hk Map : https://goo.gl/maps/RFNuE
---------	--

PATRON

Professor Rosie YOUNG, GBS, JP

VICE-PATRON

Mr Simon C.Y. TO

HON. ADVISERS

Dr Constance H.Y. CHAN, JP

Dr David FANG, SBS, MBE, JP

Dr KO Wing Man, BBS, JP

Dr LEONG Che Hung, GBM, GBS, JP

Professor John C.Y. LEONG, SBS, JP

Dr Donald K.T. LI, SBS, JP

Professor Peter William MATHIESON

Professor Joseph J.Y. SUNG, SBS, JP

Dr Joseph S.P. TING

Professor James C.Y. WATT

BOARD OF DIRECTORS

EXECUTIVE COMMITTEE

Dr YU Yuk Ling (Chairman)

Mr CHOONG Yin Lee (Vice-Chairman)

Dr Roland C.C. LEUNG (Vice-Chairman)

Professor Edwin C.L. YU (Vice-Chairman)

Dr Raymond S.W. MA, MH

(Hon. Secretary)

Dr NG Wing Fung (Hon. Treasurer)

Dr Jane C.K. CHAN

Mr David KO

Dr Pamela M.K. LEUNG

DIRECTORS

Dr AU YEUNG Cheuk Lun

Dr Albert Y.W. CHAN

Dr Paul N.M. CHENG

Dr Daniel C.S. CHIU

Professor Faith C.S. HO

Dr Laurence L.T. HOU

Professor LAU Chu Pak

Professor Raymond H.S. LIANG

Dr LUK Wei Kwang

Ms June W.M. LUI

Ms Mandy H.W. MA

Mrs Alice MAIER

Dr Rose H.L. MAK

Dr MAK Wai Ping

Dr TSO Shiu Chiu

Dr WONG Tai Wai

Dr Betty W.Y. YOUNG

HON. LEGAL ADVISERS

Dr Moses M.C. CHENG, GBS, OBE, JP

Mr Alfred K.C. FUNG

Dr Vitus W.H. LEUNG, JP

HON. FINANCIAL ADVISERS

Professor Patrick L.T. WONG, BBS, JP

Mr Edwin YEUNG, MH

HON. AUDITOR

Vincent Kwok & Co.

The Museum building started life as the Bacteriological Institute, Hong Kong's first purpose-built public health and clinical laboratory. Situated in the historic Chinese residential district of Tai Ping Shan, it was built in response to the 1894 Plague outbreak and opened in 1906. In addition to its work in the surveillance and control of Plague and other infectious diseases, it also produced vaccines and provided diagnostic tests.

In 1990, the Government declared the site a Monument, and it became known as the Old Pathological Institute. The Hong Kong College of Pathologists, recognizing the potential of the building, and that it was important for the public to be aware of the history and development in this region, petitioned the Government for its use as a museum. Despite competing claims, the bid was successful. In 1996, the Monument was revitalized as The Hong Kong Museum of Medical Sciences.

In 2004, the Museum was the recipient of the 'Award of Merit in Heritage Preservation and Conservation' presented by Antiquities Advisory Boards.